

Effects of Nitrogen Rates on Nitrogen Accumulation, Ascorbic Acid and Essential Oil Contents in Parsley

SAFAK CEYLAN*, FUNDA YOLDAS, HAKAN CAKICI†
NILGUN MORDOGAN† and EMINE BAYRAM†

Odemis Technical Training College, Aegean University, Odemis, 35750 Izmir, Turkey

Fax: (90)(232)5444356; Tel: (90)(232)5453272

E-mail: safak.ceylan@ege.edu.tr, safak.ceylan@yahoo.com

The effects of increased N rates (0, 100, 200 and 300 kg N ha⁻¹) on total-N, NO₃-N, NO₂-N accumulation, ascorbic acid, essential oil contents in parsley leaf and stalk during the seven harvesting times at two sowing times were investigated. Nitrogen rates had a significant effect on nitrogen, ascorbic acid and essential oil accumulation in leaf and stalk during the harvesting times in both sowing times. The highest values except essential oil were observed with 300 kg N ha⁻¹ treatment. Nitrate content in leaf did not exceed the acceptable norm in parsley. Just only the 300 kg N ha⁻¹ treatment in stalk was high when it was compared with literature. In addition, these criteria were changed during the harvesting time and still, only NO₃-N, NO₂-N, ascorbic acid, essential oil contents in leaf were affected by sowing times significantly.

Key Words: Nitrogen rate, Nitrogen accumulation, Ascorbic acid, Essential oil, Parsley.

INTRODUCTION

Parsley (*Petroselinum crispum* Nym.) is a popular herbal crop valued for its aromatic and attractive leaves in cooking or in fresh consumption. It is utilized in human nutrition and drug industry in many Mediterranean countries.

Nitrogen has a pronounced influence on plant growth and development. All important and economic horticultural crops have recommended N rates for optimal yield. Applying N more than the plant requirements can increase the chances of N loss to the environment, therefore proper N fertility application is important for nutrient management¹.

Likewise, spinach and lettuce exceeding concentrations of nitrite (NO₂) and nitrate (NO₃) in parsley also threaten human health. The harmful effects of nitrate are not related to its toxicity significantly, which is low, but to the dangerous compounds that are synthesized in the organism. Indeed, the most serious danger comes from nitrite which is produced by nitrate reduction and which can lead to

†Soil Science Department, Faculty of Agriculture, Aegean University, Bornova, 35100 Izmir, Turkey.

methaemoglobinemia or from nitrosamines and nitrosamides by reacting with amines and amides whose carcinogenic action is well known^{2,3}. It is reported that over-fertilization with nitrogen has a different result in NO₂ and NO₃ accumulation in some plants⁴⁻⁸.

Parsley can be a source of ascorbic acid when it is consumed as part of human diet. Ascorbic acid content is related to nitrogen fertilization^{9,10}.

The objective of this study was to evaluate the effects of nitrogen rates on nitrogen accumulation, ascorbic acid and essential oil content in parsley leaf and stalk during 7 harvesting times at 2 sowing times.

EXPERIMENTAL

The study was conducted at the experimental field of Odemis Technical Training College. Italian variety of parsley was grown in randomized block design with three replications. The plot area was 2 m². The soil characteristics of field are given in Table-1. Fertilizer treatments included four N rates at 0, 100, 200, 300 kg ha⁻¹ in two different sowing dates, 27 February 2004 and 27 March 2004.

TABLE-1
SOME PHYSICAL AND CHEMICAL PROPERTIES OF EXPERIMENTAL SOIL

Characteristics	Value	Characteristics	Value
pH	7.13	NH ₄ -N (mg kg ⁻¹)	11.20
Souble salt (%)	0.03	Available P (mg kg ⁻¹)	13.00
CaCO ₃ (%)	0.33	Available K (mg kg ⁻¹)	90.00
Sand (%)	79.44	Available Ca (mg kg ⁻¹)	3246
Clay (%)	4.56	Available Mg (mg kg ⁻¹)	120.00
Loam (%)	16.00	Available Na (mg kg ⁻¹)	10.00
Texture	Loamy-sand	Available Fe (mg kg ⁻¹)	15.71
Organic matter (%)	1.23	Available Cu (mg kg ⁻¹)	1.80
Total N (%)	0.07	Available Zn (mg kg ⁻¹)	1.26
NO ₃ -N (mg kg ⁻¹)	9.50	Available Mn (mg kg ⁻¹)	10.20

Nitrogen fertilizer was applied in the form of ammonium nitrate, 1/3 at sowing and others at 20 d interval as a three division. Additionally, to all plots, 100 kg P₂O₅ ha⁻¹ and 200 kg K₂O ha⁻¹ were also applied in the form of triple superphosphate and potassium sulphate, respectively. The parsley plants were harvested seven times at each of two sowing dates. Harvest dates were in the first sowing on 20 May, 10 June, 7 and 21 July, 11 August, 10 September, 9 October 2004; and in the second sowing on 10 June, 7 and 21 July, 11 August, 10 September, 9 October, 19 November 2004. Common cultural practices were used during the growing season.

Parsley leaf and stalk were sampled from each harvest during the 7 harvest time and analyzed for their total N¹¹, NO₃-N¹², NO₂-N^{13,14}, ascorbic acid¹⁵ and essential oil¹⁶. Results were evaluated statistically by tarist programme¹⁷.

RESULTS AND DISCUSSION

Nitrogen accumulation (total-N, NO₃-N, NO₂-N) in leaves and stalks of parsley responded significantly to N treatment rates ($p < 0.01$). The highest leaf and stalk total-N, NO₃-N, NO₂-N accumulations were measured for 300 kg N ha⁻¹ treatment at the two sowing times (Figs. 1–5). By this application, 90% increases of NO₃-N content, which is important for human health were observed in stalk compared to controls. The highest NO₃-N content in leaf average 469 mg kg⁻¹ was found at

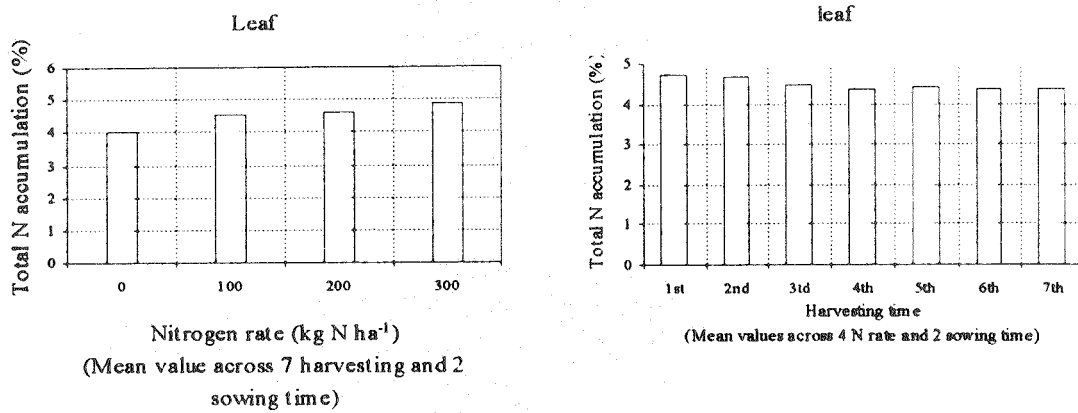


Fig. 1. Effects of nitrogen rates and harvesting times on total-N accumulation of parsley leaf

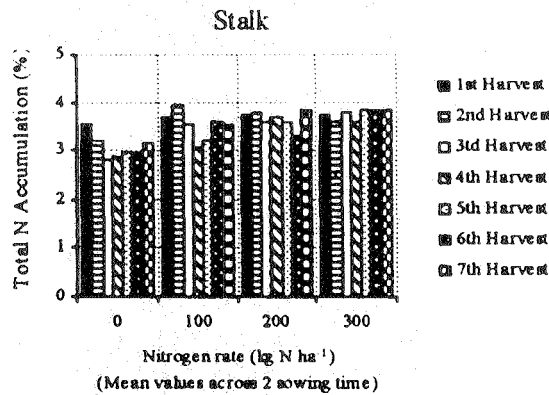


Fig. 2. Effects of nitrogen rates on total-N accumulation of parsley stalk during 7 harvesting time

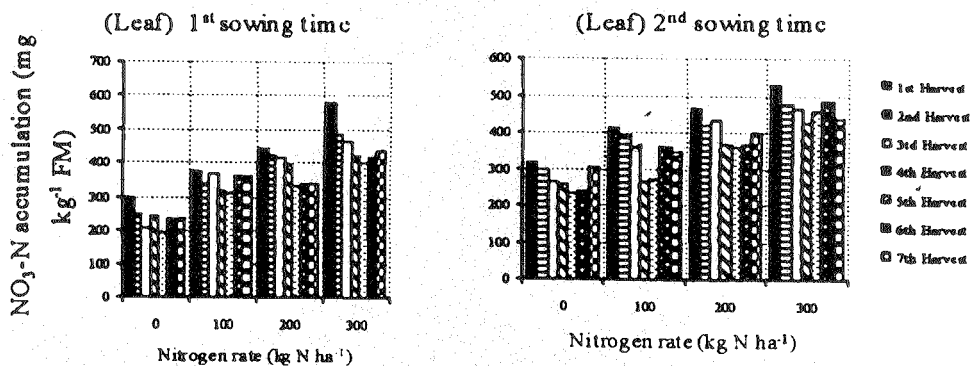


Fig. 3. Effects of nitrogen rates on NO₃-N accumulation of parsley leaf during 7 harvesting at 2 different sowing time

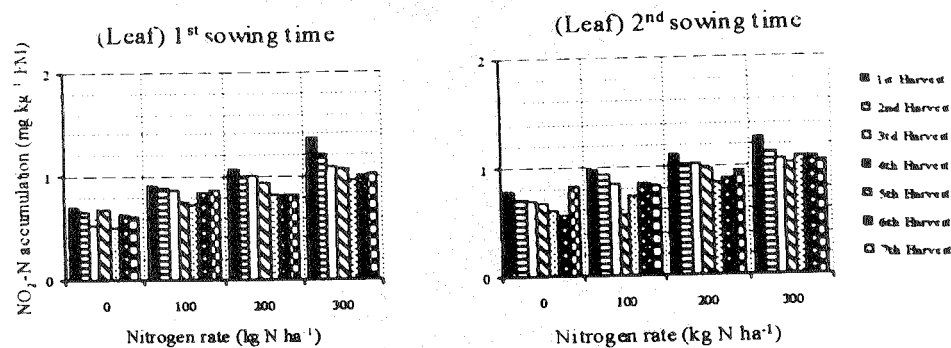


Fig. 4. Effects of nitrogen rates on $\text{NO}_2\text{-N}$ accumulation of parsley leaf during 7 harvestings at

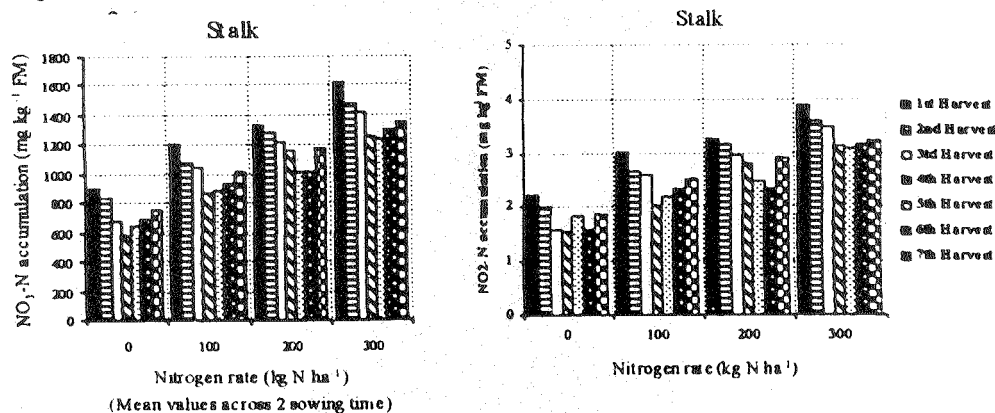


Fig. 5. Effects of nitrogen rates on $\text{NO}_3\text{-N}$ and $\text{NO}_2\text{-N}$ accumulation of parsley stalk during 7 harvesting times

second sowing time and average 1380 mg kg^{-1} in stalk was found at first sowing time with the highest N rate (Figs. 3, 5). Nitrate contents in leaf corresponded to the cited data: 866.03 ppm^{18} , $22.98\text{--}1952 \text{ mg kg}^{-1}$, 983 mg kg^{-1} , $195\text{--}580 \text{ mg kg}^{-1} \text{ FM}$ in leaves⁴, $366\text{--}1851 \text{ mg kg}^{-1} \text{ FM}$ in vegetative parts²¹ for parsley. However $\text{NO}_3\text{-N}$, $\text{NO}_2\text{-N}$ accumulation in parsley stalk was higher than the measurements of some researchers^{4, 18, 20}. Therefore, parsley stalks can be eliminated by consumers to reduce NO_3 intake.

FAO and WHO Food Commission (IEFCA) report the average daily NO_3 and NO_2 intake of a 60 kg person as 220–440 mg and 16–32 mg, respectively².

Ascorbic acid content in leaves and stalk which is the important quality criterion and essential oil amounts (leaf + stalk) were significantly increased by nitrogen rates ($p < 0.01$). The highest ascorbic acid values ($93.6 \text{ mg } 100 \text{ g}^{-1}$ in leaf and $69.7 \text{ mg } 100 \text{ g}^{-1}$ in stalk as an average of 7 harvests) were determined for 300 kg N ha^{-1} treatment (Figs. 6, 7). Similar results have been reported by different researchers^{9, 10} for parsley. Ascorbic acid content in leaves was found higher than stalks. Accumulation of ascorbic acid in response to increasing N rates may have dietary nutritional importance.

Maximum essential oil content of parsley was analyzed at $200 \text{ kg ha}^{-1} \text{ N}$ treatment (0.648% in the 1st sowing time and 0.623% in the 2nd sowing time as an average of 7 harvests) (Fig. 8). But it was not found between $100\text{--}200 \text{ kg N ha}^{-1}$ treatments statistically. These values were higher than the measurements (0.17--

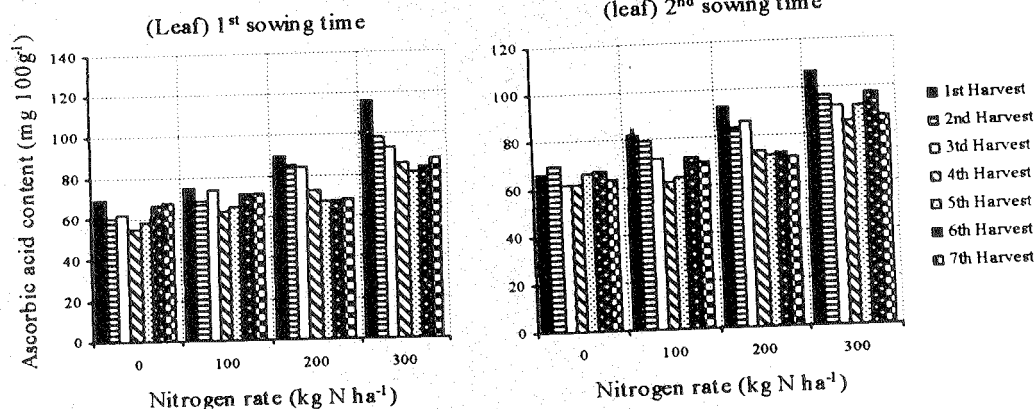


Fig. 6. Changes in ascorbic acid content of parsley leaf during 7 harvestings at 2 different sowing times

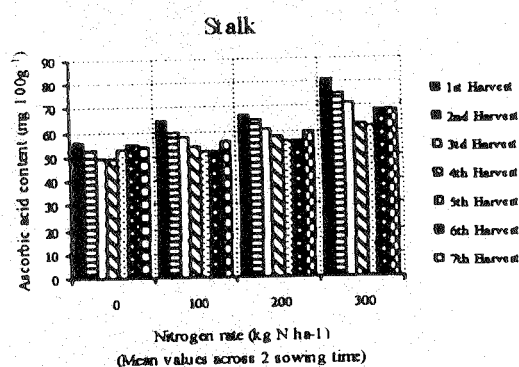


Fig. 7. Changes in ascorbic acid content of parsley stalk during 7 harvest.

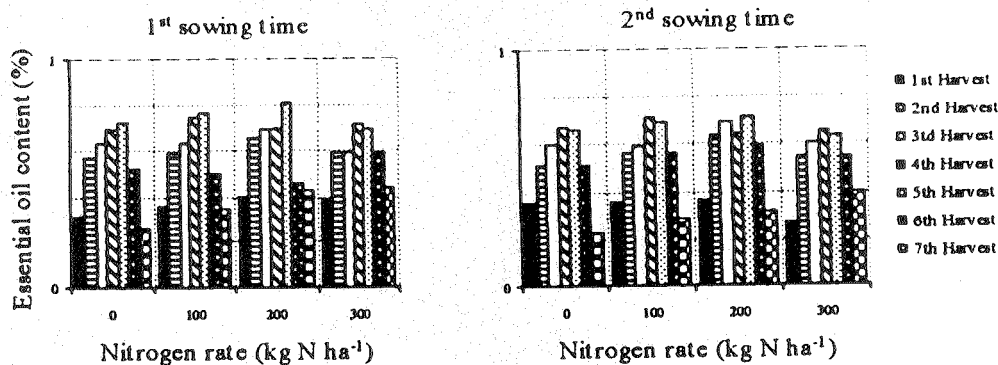


Fig. 8. Changes in essential oil content of parsley leaf + stalk during 7 harvestings at 2 different sowing times

0.58%) of Sancakoglu²². Essential oil content of parsley was changed according to sowing times, growth stage and ecological conditions²³.

Nitrogen and ascorbic acid accumulation in parsley leaf, stalk and essential oil content were affected by harvesting times ($p < 0.01$). In both sowing times, the highest values have been obtained from first harvest. Similar results were reported by Gurgul *et al.*⁹

$\text{NO}_3\text{-N}$, $\text{NO}_2\text{-N}$, ascorbic acid accumulations in leaf and essential oil content were determined to be higher in the 2nd sowing time than in the first significantly ($p < 0.01$). But essential oil content was higher in 4th and 5th harvest times.

Consequently, in the study, no toxicity was determined NO₃-N content in leaf but on the other hand it was high in stalk at the maximum N rate (300 kg N ha⁻¹) only. Meanwhile, the highest essential oil content was obtained with 100 kg N ha⁻¹ rate. Increasing the nitrogen, especially ascorbic acid concentration, in parsley would be expected to enhance the nutritional contribution of this culinary herbal crop.

ACKNOWLEDGEMENT

This research work is partially supported by Avicenne Initiative of the Commission of Aegean University, Contract No. 02-OMY-01.

REFERENCES

1. G.J. Hochmuth, Fla. Agric. Exp. Sta. Cir. No. 1222, Gainesville, FL (2000).
2. W.J. Corre and I. Breimer, Nitrate and Nitrite in Vegetables, Center for Agricultural Publishing and Documentation, Wageningen, pp. 1-85 (1979).
3. W.M. Craddock, Nitrosamines and Human Cancer, Prof. of an Association, London, pp. 306-608 (1983).
4. J. Rumpel and S. Kaniszewski, *Acta Horticult.*, **371**, 413 (1994).
5. M.J. Malakouti, M. Navabzadeh, S.H.R. Hashemi and D. Anac (Eds.) and P. Martin-Prevel, Improved Crop Quality by Nutrient Management, Kluwer Academic Publishers, Netherlands, pp. 43-45 (1999).
6. A. Alexandrescu, I. Gavrilautu, C. Buzdugan, G. Beldiman and Z. Borlan, *Chemistry, Life-Science and Geosciences*, **2**, 77 (2000).
7. W. Zahaohui and F.L. Shengxiu, *J. Plant Nutr.*, **27**, 539 (2004).
8. S. Ceylan, H.Cakici, F. Yoldas and N. Mordogan, *J. Balkan Ecol.*, **7**, 42 (2004).
9. E. Gurgul, B. Herman and R. Biczak, *Folia-Horticult.*, **8**, 39 (1996).
10. F. Gungor and R. Alan, 3. Sebze Tarim Sempozyumu, Isparta, Turkey, pp. 23-27 (2000).
11. B. Kacar, Bitki Analizleri, Ankara, Turkey, p. 453 (1972).
12. R. Balks and I. Reekers, *Forsch.*, **13**, 134 (1960).
13. R. Bremner, Methods of Soil Analysis. Part 2, American Society of Agronomy Inc., Wisconsin, USA, pp. 1149-1178 (1965).
14. E.A. Hildebrandt, Ausdem Ins. Für Pflanzern. Der Justus Liebig Uni. Giessen. (1976).
15. K. Schaller, Practicum Zur Bodenkunde und Planzernahrung Giesenheimer Berichte Band Zoop, pp. 393-394 (1988).
16. M. Wichtel, Die Pharmakognostrich-Chemische Analys. Bandiz, Frankfurt (1971).
17. N. Acikgöz, M.E. Atas, A. Moghaddam and K. Ozcan, Proceeding of the National Congress on Field Crop Plants, Izmir, Turkey, p. 133 (1994).
18. O. Zeren, H. Kumbur, A. Deger, M. Tunabik and Y. Uysal, 1. Uludag Cevre Muh. Sempozyumu, pp. 713-720 (1996).
19. Anonymus, T.C. Tarim Koyisleri Bakanligi, Koruma ve Kontrol Genel Md. (1996).
20. Anonymus, T.C. Tarim Koyisleri Bakanligi, Koruma ve Kontrol Genel Md. pp. 37-47 (2002).
21. P. Santamaria, A. Elia, F. Serio and E. Todaro, *J. Sci. Food Agric.*, **79**, 1882 (1999).
22. S. Sancakoglu, E.U. Ziraat, Fak. Y. Lisans Tezi (1999).
23. S.A. Petropoulos, D. Daferera, C.A. Akoumianakis, H.C. Passam and M.G. Polission, *J. Sci. Food Agric.*, **84**, 1606 (2004).